

**Memorandum of Agreement between the Coalition of Rutgers Unions and
Rutgers, the State University of New Jersey**

Rutgers, the State University of New Jersey (the University), and the Coalition of Rutgers Unions (CRU), consisting of the unions and bargaining units identified on Schedule A attached to this MOA (the Unions), enter into the following agreement with respect to healthcare benefits to be provided to the negotiations unit members of the CRU unions:

1. If approved by the State of New Jersey, beginning with a special open enrollment period to commence as soon as practicable following the execution of this MOA, as agreed to by the University, the CRU and the State of New Jersey, negotiations unit members¹ who enroll in the NJ Direct PPO shall contribute to the cost of healthcare based on the contribution rates set forth on Schedule B attached.²
2. If approved by the State of New Jersey, beginning with a special open enrollment period to commence as soon as practicable, following the execution of this MOA, as agreed to by the University, the CRU and the State of New Jersey, negotiations unit members who enroll in a tiered network plan, shall contribute to the cost of healthcare at 75% of the contribution rates set forth on Schedule B attached.
3. The special open enrollment period referenced in Paragraphs One and Two above only will occur provided that all other healthcare plans offered to University employees through the State Health Benefits Program during the October 2020 open enrollment period remain in effect and negotiations unit members who enroll in those plans shall pay employee contributions in accordance with Chapter 78 rates.
4. Beginning with the 2022 Plan Year and each Plan Year thereafter, employee contribution rates set forth on Schedule B will be subject to modification in the same manner as for New Jersey State Executive Branch employees enrolled in the NJ Direct PPO.
5. Availability of the NJ Direct PPO health insurance plan and related contribution rates to retirees shall be determined by the State of New Jersey – Division on Pensions and Benefits, consistent with applicable law and regulations. This paragraph is for informational purposes only and the University makes no representations or commitments as to the availability of the NJ Direct PPO health insurance plan and related contribution rates to retirees.
6. Continuing Healthcare Discussions
 - a. Following the execution of this MOA, the CRU and the University, in conjunction with the New Jersey Division of Pensions and Benefits shall continue to discuss ways to make healthcare more affordable and accessible to negotiations unit

¹ “Negotiations Unit Members” refers to the employees represented by the unions that comprise the CRU as identified in the prefatory paragraph of this MOA.

² Schedule B sets forth the contribution rates to be paid by Executive Branch employees enrolled in the equivalent of NJ Direct PPO for Plan Year 2021.

members and to provide shared savings to the University, from those savings realized by the State, resulting from the utilization of the NJ Direct PPO by University employees.

- b. The University and CRU recognize that any “design” changes to any healthcare plan offered under the auspices of the State Health Benefits Program, to which the parties agree, must be reviewed and approved by the State Health Benefits Plan Design Committee, consistent with applicable laws and regulations in effect at the time.
- c. The parties will meet with the Division of Pensions and Benefits as the parties and the Division of Pensions and Benefits each agree to be necessary, to determine ways that Rutgers health care providers can best serve members enrolled in the State Health Benefit Plan and the School Employees Health Benefit Plan.


7. Providing Unit Members with Information on Health Benefits

- a. The CRU and the University shall jointly develop and produce, in conjunction with the Division of Pensions and Benefits, informational materials for negotiations unit members (as well as any other employees that may be offered the NJ Direct PPO at the contribution rates set forth in Schedule B) regarding the NJ Direct PPO and other healthcare plan options, to assist employees in making informed decisions regarding their healthcare enrollment.
- b. Informational materials may be distributed by both the CRU and the University to negotiations unit members, as well as any other employees that may be offered the NJ Direct PPO at the contribution rates set forth in Schedule B.
- c. During the initial (special or regular) open enrollment period following execution of this MOA, the CRU and the University shall make up to four (4) joint presentations to negotiation unit members on all available healthcare options. During the four joint presentations, individuals making presentations to negotiation unit members shall identify themselves as either CRU or University representatives.

8. The CRU and the University shall jointly seek administrative action necessary to implement any provision of this MOA.

On behalf of the University

On behalf of the CRU



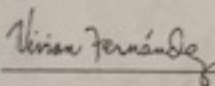
Dated: December 22, 2020

Dated:

members and to provide shared savings to the University, from those savings realized by the State, resulting from the utilization of the NJ Direct PPO by University employees.

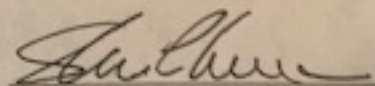
- b. The University and CRU recognize that any "design" changes to any healthcare plan offered under the auspices of the State Health Benefits Program, to which the parties agree, must be reviewed and approved by the State Health Benefits Plan Design Committee, consistent with applicable laws and regulations in effect at the time.
 - c. The parties will meet with the Division of Pensions and Benefits as the parties and the Division of Pensions and Benefits each agree to be necessary, to determine ways that Rutgers health care providers can best serve members enrolled in the State Health Benefit Plan and the School Employees Health Benefit Plan.
7. Providing Unit Members with Information on Health Benefits
- a. The CRU and the University shall jointly develop and produce, in conjunction with the Division of Pensions and Benefits, informational materials for negotiations unit members (as well as any other employees that may be offered the NJ Direct PPO at the contribution rates set forth in Schedule B) regarding the NJ Direct PPO and other healthcare plan options, to assist employees in making informed decisions regarding their healthcare enrollment.
 - b. Informational materials may be distributed by both the CRU and the University to negotiations unit members, as well as any other employees that may be offered the NJ Direct PPO at the contribution rates set forth in Schedule B.
 - c. During the initial (special or regular) open enrollment period following execution of this MOA, the CRU and the University shall make up to four (4) joint presentations to negotiation unit members on all available healthcare options. During the four joint presentations, individuals making presentations to negotiation unit members shall identify themselves as either CRU or University representatives.
8. The CRU and the University shall jointly seek administrative action necessary to implement any provision of this MOA.

On behalf of the University



Dated: December 22, 2020

On behalf of the CRU



Dated: 1-7-2021

Memorandum of Agreement on Health Benefits - Schedule A

The following unions and their bargaining units are a party to this Agreement between the Coalition of Rutgers Unions and Rutgers, the State University of New Jersey:

AAUP-AFT (full time faculty/graduate employee unit)

AAUP-AFT (EOF unit)

AAUP-AFT (Postdoc unit)

AAUP-BHSNJ

AFSCME Local 888

AFSCME Local 1761

CWA Local 1031

CWA Local 1040

CIR/SEIU

Doctors Council/SEIU

HPAE-AFT Local 5089

HPAE-AFT Local 5094

IUOE Local 68-68A

NJEA-Rutgers

OPEIU Local 153

PTLFC-AAUP-AFT

URA-AFT Local 1766

**APPENDIX B - NJ DIRECT - Contribution Rates
Effective 1/1/2021**

ANNUAL SALARY	SINGLE		EMPLOYEE & SPOUSE/PARTNER		FAMILY		PARENT/CHILD	
	% pay contribution	\$ of pay employee contribution	% pay contribution	\$ of pay employee contribution	% pay contribution	\$ of pay employee contribution	% pay contribution	\$ of pay employee contribution
\$20,000	2.00%	\$400	2.00%	\$400	2.00%	\$400	2.00%	\$400
\$21,000	2.00%	\$420	2.00%	\$420	2.00%	\$420	2.00%	\$420
\$22,000	2.00%	\$440	2.00%	\$440	2.00%	\$440	2.00%	\$440
\$23,000	2.00%	\$460	2.00%	\$460	2.00%	\$460	2.00%	\$460
\$24,000	2.00%	\$480	2.00%	\$480	2.00%	\$480	2.00%	\$480
\$25,000	2.00%	\$500	2.00%	\$500	2.00%	\$500	2.00%	\$500
\$26,000	2.00%	\$520	2.00%	\$520	2.25%	\$585	2.00%	\$520
\$27,000	2.00%	\$540	2.00%	\$540	2.25%	\$608	2.00%	\$540
\$28,000	2.00%	\$560	2.00%	\$560	2.25%	\$630	2.00%	\$560
\$29,000	2.00%	\$580	2.00%	\$580	2.25%	\$653	2.00%	\$580
\$30,000	2.25%	\$675	2.75%	\$825	2.50%	\$750	2.75%	\$825
\$31,000	2.25%	\$698	2.75%	\$853	2.50%	\$775	2.75%	\$853
\$32,000	2.25%	\$720	2.75%	\$880	2.50%	\$800	2.75%	\$880
\$33,000	2.25%	\$743	2.75%	\$908	2.50%	\$825	2.75%	\$908
\$34,000	2.25%	\$765	2.75%	\$935	2.50%	\$850	2.75%	\$935
\$35,000	2.25%	\$788	2.75%	\$963	3.00%	\$1,050	2.75%	\$963
\$36,000	2.25%	\$810	3.00%	\$1,080	3.00%	\$1,080	3.00%	\$1,080
\$37,000	2.25%	\$833	3.00%	\$1,110	3.00%	\$1,110	3.00%	\$1,110
\$38,000	2.25%	\$855	3.00%	\$1,140	3.00%	\$1,140	3.00%	\$1,140
\$39,000	2.25%	\$878	3.00%	\$1,170	3.00%	\$1,170	3.00%	\$1,170
\$40,000	2.25%	\$900	3.00%	\$1,200	3.00%	\$1,200	3.00%	\$1,200
\$41,000	2.25%	\$923	3.00%	\$1,230	3.00%	\$1,230	3.00%	\$1,230
\$42,000	2.25%	\$945	3.00%	\$1,260	3.00%	\$1,260	3.00%	\$1,260
\$43,000	2.25%	\$968	3.00%	\$1,290	3.00%	\$1,290	3.00%	\$1,290
\$44,000	2.25%	\$990	3.00%	\$1,320	3.00%	\$1,320	3.00%	\$1,320
\$45,000	2.40%	\$1,080	3.00%	\$1,350	3.50%	\$1,575	3.25%	\$1,463
\$46,000	2.40%	\$1,104	3.00%	\$1,380	3.50%	\$1,610	3.25%	\$1,495
\$47,000	2.40%	\$1,128	3.00%	\$1,410	3.50%	\$1,645	3.25%	\$1,528
\$48,000	2.40%	\$1,152	3.00%	\$1,440	3.50%	\$1,680	3.25%	\$1,560
\$49,000	2.40%	\$1,176	3.00%	\$1,470	3.50%	\$1,715	3.25%	\$1,593
\$50,000	3.00%	\$1,500	4.25%	\$2,125	4.50%	\$2,250	4.50%	\$2,250
\$51,000	3.00%	\$1,530	4.25%	\$2,168	4.50%	\$2,295	4.50%	\$2,295
\$52,000	3.00%	\$1,560	4.25%	\$2,210	4.50%	\$2,340	4.50%	\$2,340
\$53,000	3.00%	\$1,590	4.25%	\$2,253	4.50%	\$2,385	4.50%	\$2,385
\$54,000	3.00%	\$1,620	4.25%	\$2,295	4.50%	\$2,430	4.50%	\$2,430
\$55,000	3.40%	\$1,870	4.50%	\$2,475	5.00%	\$2,750	4.50%	\$2,475
\$56,000	3.40%	\$1,904	4.50%	\$2,520	5.00%	\$2,800	4.50%	\$2,520
\$57,000	3.40%	\$1,938	4.50%	\$2,565	5.00%	\$2,850	4.50%	\$2,565
\$58,000	3.40%	\$1,972	4.50%	\$2,610	5.00%	\$2,900	4.50%	\$2,610
\$59,000	3.40%	\$2,006	4.50%	\$2,655	5.00%	\$2,950	4.50%	\$2,655

\$60,000	3.75%	\$2,250	5.50%	\$3,300	6.00%	\$3,600	5.00%	\$3,000
\$61,000	3.75%	\$2,288	5.50%	\$3,355	6.00%	\$3,660	5.00%	\$3,050

ANNUAL SALARY	SINGLE		EMPLOYEE & SPOUSE/PARTNER		FAMILY		PARENT/CHILD	
	% pay contribution	\$ of pay employee contribution	% pay contribution	\$ of pay employee contribution	% pay contribution	\$ of pay employee contribution	% pay contribution	\$ of pay employee contribution
\$62,000	3.75%	\$2,325	5.50%	\$3,410	6.00%	\$3,720	5.00%	\$3,100
\$63,000	3.75%	\$2,363	5.50%	\$3,465	6.00%	\$3,780	5.00%	\$3,150
\$64,000	3.75%	\$2,400	5.50%	\$3,520	6.00%	\$3,840	5.00%	\$3,200
\$65,000	3.75%	\$2,438	5.75%	\$3,738	6.50%	\$4,225	5.25%	\$3,413
\$66,000	3.75%	\$2,475	5.75%	\$3,795	6.50%	\$4,290	5.25%	\$3,465
\$67,000	3.75%	\$2,513	5.75%	\$3,853	6.50%	\$4,355	5.25%	\$3,518
\$68,000	3.75%	\$2,550	5.75%	\$3,910	6.50%	\$4,420	5.25%	\$3,570
\$69,000	3.75%	\$2,588	5.75%	\$3,968	6.50%	\$4,485	5.25%	\$3,623
\$70,000	4.00%	\$2,800	6.20%	\$4,340	7.25%	\$5,075	5.75%	\$4,025
\$71,000	4.00%	\$2,840	6.20%	\$4,402	7.25%	\$5,148	5.75%	\$4,083
\$72,000	4.00%	\$2,880	6.20%	\$4,464	7.25%	\$5,220	5.75%	\$4,140
\$73,000	4.00%	\$2,920	6.20%	\$4,526	7.25%	\$5,293	5.75%	\$4,198
\$74,000	4.00%	\$2,960	6.20%	\$4,588	7.25%	\$5,365	5.75%	\$4,255
\$75,000		\$2,977		\$4,678	7.25%	\$5,438		\$4,400
\$76,000		\$2,977		\$4,678	7.25%	\$5,510		\$4,400
\$77,000		\$2,977		\$4,678	7.25%	\$5,583		\$4,400
\$78,000		\$2,977		\$4,678	7.25%	\$5,655		\$4,400
\$79,000		\$2,977		\$4,678	7.25%	\$5,728		\$4,400
\$80,000		\$3,083		\$4,890	7.25%	\$5,800		\$4,550
\$81,000		\$3,083		\$4,890	7.25%	\$5,873		\$4,550
\$82,000		\$3,083		\$4,890	7.25%	\$5,945		\$4,550
\$83,000		\$3,083		\$4,890	7.25%	\$6,018		\$4,550
\$84,000		\$3,083		\$4,890	7.25%	\$6,090		\$4,550
\$85,000		\$3,083		\$5,316	7.50%	\$6,375		\$4,950
\$86,000		\$3,083		\$5,316	7.50%	\$6,450		\$4,950
\$87,000		\$3,083		\$5,316	7.50%	\$6,525		\$4,950
\$88,000		\$3,083		\$5,316	7.50%	\$6,600		\$4,950
\$89,000		\$3,083		\$5,316	7.50%	\$6,675		\$4,950
\$90,000		\$3,083		\$5,316	7.50%	\$6,750		\$4,950
\$91,000		\$3,083		\$5,316	7.50%	\$6,825		\$4,950
\$92,000		\$3,083		\$5,316	7.50%	\$6,900		\$4,950
\$93,000		\$3,083		\$5,316	7.50%	\$6,975		\$4,950
\$94,000		\$3,083		\$5,316	7.50%	\$7,050		\$4,950
\$95,000		\$3,190		\$5,316	7.50%	\$7,125		\$4,950
\$96,000		\$3,190		\$5,316	7.50%	\$7,200		\$4,950
\$97,000		\$3,190		\$5,316	7.50%	\$7,275		\$4,950
\$98,000		\$3,190		\$5,316	7.50%	\$7,350		\$4,950
\$99,000		\$3,190		\$5,316	7.50%	\$7,425		\$4,950
\$100,000		\$3,190		\$6,390		\$8,213		\$5,950

\$101,000		\$3,190		\$6,390		\$8,213		\$5,950
\$102,000		\$3,190		\$6,390		\$8,213		\$5,950
\$103,000		\$3,190		\$6,390		\$8,213		\$5,950
\$104,000		\$3,190		\$6,390		\$8,213		\$5,950

ANNUAL SALARY	SINGLE		EMPLOYEE & SPOUSE/PARTNER		FAMILY		PARENT/CHILD	
	% pay contribution	\$ of pay employee contribution	% pay contribution	\$ of pay employee contribution	% pay contribution	\$ of pay employee contribution	% pay contribution	\$ of pay employee contribution
\$105,000		\$3,190		\$6,390		\$8,213		\$5,950
\$106,000		\$3,190		\$6,390		\$8,213		\$5,950
\$107,000		\$3,190		\$6,390		\$8,213		\$5,950
\$108,000		\$3,190		\$6,390		\$8,213		\$5,950
\$109,000		\$3,190		\$6,390		\$8,213		\$5,950
\$110,000		\$3,190		\$6,390		\$9,122		\$5,950
\$111,000		\$3,190		\$6,390		\$9,122		\$5,950
\$112,000		\$3,190		\$6,390		\$9,122		\$5,950
\$113,000		\$3,190		\$6,390		\$9,122		\$5,950
\$114,000		\$3,190		\$6,390		\$9,122		\$5,950
\$115,000		\$3,190		\$6,390		\$9,122		\$5,950
\$116,000		\$3,190		\$6,390		\$9,122		\$5,950
\$117,000		\$3,190		\$6,390		\$9,122		\$5,950
\$118,000		\$3,190		\$6,390		\$9,122		\$5,950
\$119,000		\$3,190		\$6,390		\$9,122		\$5,950
\$120,000		\$3,190		\$6,390		\$9,122		\$5,950
\$121,000		\$3,190		\$6,390		\$9,122		\$5,950
\$122,000		\$3,190		\$6,390		\$9,122		\$5,950
\$123,000		\$3,190		\$6,390		\$9,122		\$5,950
\$124,000		\$3,190		\$6,390		\$9,122		\$5,950
\$125,000		\$3,190		\$6,390		\$9,122		\$5,950
\$126,000		\$3,190		\$6,390		\$9,122		\$5,950
\$127,000		\$3,190		\$6,390		\$9,122		\$5,950
\$128,000		\$3,190		\$6,390		\$9,122		\$5,950
\$129,000		\$3,190		\$6,390		\$9,122		\$5,950
\$130,000		\$3,190		\$6,390		\$9,122		\$5,950
\$131,000		\$3,190		\$6,390		\$9,122		\$5,950
\$132,000		\$3,190		\$6,390		\$9,122		\$5,950
\$133,000		\$3,190		\$6,390		\$9,122		\$5,950
\$134,000		\$3,190		\$6,390		\$9,122		\$5,950
\$135,000		\$3,190		\$6,390		\$9,122		\$5,950
\$136,000		\$3,190		\$6,390		\$9,122		\$5,950
\$137,000		\$3,190		\$6,390		\$9,122		\$5,950
\$138,000		\$3,190		\$6,390		\$9,122		\$5,950
\$139,000		\$3,190		\$6,390		\$9,122		\$5,950
\$140,000		\$3,190		\$6,390		\$9,122		\$5,950
\$141,000		\$3,190		\$6,390		\$9,122		\$5,950

\$142,000		\$3,190		\$6,390		\$9,122		\$5,950
\$143,000		\$3,190		\$6,390		\$9,122		\$5,950
\$144,000		\$3,190		\$6,390		\$9,122		\$5,950
\$145,000		\$3,190		\$6,390		\$9,122		\$5,950
\$146,000		\$3,190		\$6,390		\$9,122		\$5,950
\$147,000		\$3,190		\$6,390		\$9,122		\$5,950

ANNUAL SALARY	SINGLE		EMPLOYEE & SPOUSE/PARTNER		FAMILY		PARENT/CHILD	
	% pay contribution	\$ of pay employee contribution	% pay contribution	\$ of pay employee contribution	% pay contribution	\$ of pay employee contribution	% pay contribution	\$ of pay employee contribution
\$148,000		\$3,190		\$6,390		\$9,122		\$5,950
\$149,000		\$3,190		\$6,390		\$9,122		\$5,950
\$150,000		\$3,190		\$6,390		\$9,122		\$5,950

